



ASBK.COM.AU f t i y

Round 6 : Winton Motor Raceway : September 7 - 9

GP JUNIORS CUP

Qualifying 1

Date: 08/09/18
 Event: Q02
 Weather: Sunny - Temp: 10.5C
 Track: Dry - Temp: 20.4C

Started at: 09:27:46
 Laps: 15 Min
 Starters: 8
 Printed at: 8:19

PROVISIONAL CLASSIFICATION

Pos	No	Name	Machine	Fastest Lap	On Lap	Behind Prev	Behind Leader	Top Speed
1	66	Joel KELSO (NT) / JDS Moto / Jimmys Chop Shop / Signpro / Speedangle / Ricondi	Yamaha YZF-R15	1:46.373	8 of 9			123
2	127	Max STAUFFER (NSW) / Rock Oil / Suomy / YRD / Doctor Mak / Speed Angle / Shark Leathers	Yamaha YZF-R15	1:47.213	8 of 9	.840	.840	127
3	68	Luke POWER (VIC) / G.Williams Eng. / Traction Control Suspension / APT Wealth / HPC Coatings	Yamaha YZF-R15	1:47.422	9 of 9	.209	1.049	122
4	308	John LYTRAS (QLD) / Caboolture Yamaha / Dave's Smash Repairs / Aust. Civil Solutions / Surnatio	Yamaha YZF-R15	1:48.068	7 of 7	.646	1.695	127
5	29	Harrison VOIGHT (QLD) / Voight Contracting	Yamaha YZF-R15	1:51.908	6 of 6	3.840	5.535	120
6	36	Angus GRENFELL (VIC) / ABU Engineering / Peek Visual	Yamaha YZF-R15	1:54.744	7 of 8	2.836	8.371	123
7	24	Jamie PORT (VIC) / Mum and Dad Racing	Yamaha YZF-R15	1:57.397	7 of 8	2.653	11.024	119
8	16	Josh NODEN (VIC) / J.B.J Builders	Yamaha YZF-R15	2:01.415	2 of 4	4.018	15.042	119

Current best lap for JNR class - 1:45.842 by Joel KELSO (NT) on a Yamaha YZF-R15 set on 07/09/18

*** Indicative qualifying time - 2:02.329 ***

The results are provisional until the end of the time limit for protests and appeals.

Scott Lang
 Chief Time Keeper - Scott Lang

Tom Williams
 Clerk of Course - Tom Williams



www.computime.com.au
 COMPUTIME RACE TIMING SYSTEMS PTY LTD





ASBK.COM.AU f t i y

Round 6 : Winton Motor Raceway : September 7 - 9

GP JUNIORS CUP

Qualifying 1

Date: 08/09/18
 Event: Q02
 Weather: Sunny - Temp: 10.5C
 Track: Dry - Temp: 20.4C

Started at: 09:27:46
 Laps: 15 Min
 Starters: 8
 Printed at: 8:19


PROVISIONAL LAP TIMES

No	Name	Lap 1	Lap 2	Lap 3	Lap 4	Lap 5	Lap 6	Lap 7	Lap 8	Lap 9
16	Josh NODEN (VIC)	2:14.037	2:01.415	2:03.273	2:03.458					
24	Jamie PORT (VIC)	2:10.050	1:58.839	1:57.460	1:57.731	1:57.798	1:58.213	1:57.397	1:57.897	
29	Harrison VOIGHT (QLD)	2:06.668	2:43.134	1:54.557	1:52.571	1:53.042	1:51.908			
36	Angus GRENFELL (VIC)	2:04.052	1:56.658	1:56.268	1:55.620	1:55.395	1:55.252	1:54.744	1:55.250	
66	Joel KELSO (NT)	1:58.947	1:49.376	1:48.398	1:47.055	1:46.821	2:02.491	1:49.432	1:46.373	1:48.124
68	Luke POWER (VIC)	1:59.651	1:49.908	1:48.809	1:49.469	1:48.839	1:49.153	1:48.414	1:48.154	1:47.422
127	Max STAUFFER (NSW)	2:03.164	1:49.014	1:47.754	1:49.590	1:48.568	1:49.967	1:47.858	1:47.213	1:48.138
308	John LYTRAS (QLD)	1:58.918	1:49.140	1:49.415	1:49.583	1:48.992	1:49.321	1:48.068		

*** Indicative qualifying time - 2:02.329 ***

The results are provisional until the end of the time limit for protests and appeals.


 Chief Time Keeper - Scott Lang


 Clerk of Course - Tom Williams



www.computime.com.au
 COMPUTIME RACE TIMING SYSTEMS PTY LTD





ASBK.COM.AU f t i y

Round 6 : Winton Motor Raceway : September 7 - 9

GP JUNIORS CUP

Qualifying 1

Date: 08/09/18
 Event: Q02
 Weather: Sunny - Temp: 10.5C
 Track: Dry - Temp: 20.4C

Started at: 09:27:46
 Laps: 15 Min
 Starters: 8
 Printed at: 8:19

PROVISIONAL SPLIT TIMES

Lap	Split 1	Split 2	Split 3	Split 4	Lap Time	Spd	Lap	Split 1	Split 2	Split 3	Split 4	Lap Time	Spd	
16 Josh NODEN (VIC) (8th)							5	15.392	17.659	36.474	37.296	1:46.821	119	
1	23.794	22.758	46.303	41.182	2:14.037 P		6	15.357	17.867	51.777	37.490	2:02.491	120	
2	17.641	20.221	41.397	42.156	2:01.415	119	7	15.888	19.212	37.318	37.014	1:49.432	122	
3	17.737	20.818	42.854	41.864	2:03.273	115	8	15.105	17.845	36.404	37.019	1:46.373	123	
4	17.906	20.624	42.326	42.602	2:03.458	117	9	16.020	18.131	36.705	37.268	1:48.124	121	
24 Jamie PORT (VIC) (7th)							68 Luke POWER (VIC) (3rd)							
1	23.458	21.407	43.951	41.234	2:10.050 P		1	20.861	19.929	39.595	39.266	1:59.651 P		
2	17.582	19.656	40.541	41.060	1:58.839	119	2	16.243	18.277	37.422	37.966	1:49.908	118	
3	17.384	19.723	40.299	40.054	1:57.460	119	3	15.789	17.889	37.305	37.826	1:48.809	121	
4	17.362	19.758	40.133	40.478	1:57.731	119	4	16.194	18.068	37.060	38.147	1:49.469	120	
5	17.394	20.077	40.153	40.174	1:57.798	118	5	16.147	18.362	36.952	37.378	1:48.839	118	
6	17.401	20.238	40.313	40.261	1:58.213	119	6	15.620	18.055	37.135	38.343	1:49.153	122	
7	17.218	19.677	40.056	40.446	1:57.397	118	7	15.754	17.847	36.846	37.967	1:48.414	118	
8	17.250	19.946	40.039	40.662	1:57.897	118	8	16.120	17.963	36.722	37.349	1:48.154	118	
29 Harrison VOIGHT (QLD) (5th)							127 Max STAUFFER (NSW) (2nd)							
1	24.820	21.658	41.453	38.737	2:06.668 P		1	22.339	21.510	41.019	38.296	2:03.164 P		
2	15.866	18.463	1:24.165	44.640	2:43.134	120	2	15.740	18.339	37.273	37.662	1:49.014	120	
3	16.711	19.403	38.869	39.574	1:54.557	116	3	15.647	17.917	36.513	37.677	1:47.754	122	
4	16.260	18.827	38.336	39.148	1:52.571	117	4	16.906	18.151	36.930	37.603	1:49.590	124	
5	16.218	18.602	39.011	39.211	1:53.042	117	5	15.875	18.337	36.797	37.559	1:48.568	126	
6	16.171	18.589	38.214	38.934	1:51.908	117	6	15.963	18.053	36.930	39.021	1:49.967	120	
36 Angus GRENFELL (VIC) (6th)							308 John LYTRAS (QLD) (4th)							
1	20.714	20.688	41.559	41.091	2:04.052 P		1	20.758	20.212	39.941	38.007	1:58.918 P		
2	16.672	19.654	39.487	40.845	1:56.658	123	2	15.978	18.269	37.145	37.748	1:49.140	119	
3	17.241	19.531	39.496	40.000	1:56.268	119	3	15.929	18.250	37.221	38.015	1:49.415	121	
4	16.876	19.454	39.153	40.137	1:55.620	119	4	16.318	18.217	37.232	37.816	1:49.583	121	
5	17.082	19.130	39.046	40.137	1:55.395	119	5	15.975	18.888	37.154	36.975	1:48.992	126	
6	16.718	19.256	39.115	40.163	1:55.252	119	6	15.982	18.182	37.354	37.803	1:49.321	127	
7	16.595	19.246	38.614	40.289	1:54.744	119	7	15.677	17.893	36.919	37.579	1:48.068	125	
8	16.814	19.399	38.700	40.337	1:55.250	119								
66 Joel KELSO (NT) (1st)														
1	20.709	20.166	39.133	38.939	1:58.947 P									
2	16.092	18.328	37.141	37.815	1:49.376	117								
3	15.747	18.150	36.711	37.790	1:48.398	119								
4	15.461	17.746	36.435	37.413	1:47.055	119								

*** Indicative qualifying time - 2:02.329 ***

The results are provisional until the end of the time limit for protests and appeals.

Scott Lang
 Chief Time Keeper - Scott Lang

Tom Williams
 Clerk of Course - Tom Williams





ASBK.COM.AU f t i y

Round 6 : Winton Motor Raceway : September 7 - 9

GP JUNIORS CUP

Qualifying 1

Date: 08/09/18
 Event: Q02
 Weather: Sunny - Temp: 10.5C
 Track: Dry - Temp: 20.4C

Started at: 09:27:46
 Laps: 15 Min
 Starters: 8
 Printed at: 8:19


PROVISIONAL FASTEST LAPS SEQUENCE

Race Time	No	Name	Machine	Fastest Lap	On Lap
2:02.143	66	Joel KELSO (NT)	Yamaha YZF-R15	1:58.947	1
2:10.184	308	John LYTRAS (QLD)	Yamaha YZF-R15	1:58.918	1
3:51.519	66	Joel KELSO (NT)	Yamaha YZF-R15	1:49.376	2
3:59.324	308	John LYTRAS (QLD)	Yamaha YZF-R15	1:49.140	2
4:01.162	127	Max STAUFFER (NSW)	Yamaha YZF-R15	1:49.014	2
5:39.917	66	Joel KELSO (NT)	Yamaha YZF-R15	1:48.398	3
5:48.916	127	Max STAUFFER (NSW)	Yamaha YZF-R15	1:47.754	3
7:26.972	66	Joel KELSO (NT)	Yamaha YZF-R15	1:47.055	4
9:13.793	66	Joel KELSO (NT)	Yamaha YZF-R15	1:46.821	5
14:52.089	66	Joel KELSO (NT)	Yamaha YZF-R15	1:46.373	8

*** Indicative qualifying time - 2:02.329 ***

The results are provisional until the end of the time limit for protests and appeals.


 Chief Time Keeper - Scott Lang


 Clerk of Course - Tom Williams



www.computime.com.au
 COMPUTIME RACE TIMING SYSTEMS PTY LTD





ASBK.COM.AU f t i y

Round 6 : Winton Motor Raceway : September 7 - 9

GP JUNIORS CUP

Qualifying 1

Date: 08/09/18
 Event: Q02
 Weather: Sunny - Temp: 10.5C
 Track: Dry - Temp: 20.4C

Started at: 09:27:46
 Laps: 15 Min
 Starters: 8
 Printed at: 8:19


PROVISIONAL BEST PARTIAL TIMES

Pos	Split 1		Split 2		Split 3		Split 4		LAP		Ideal	Fastest
	Name	Time	Name	Time	Name	Time	Name	Time	Name	Time		
1	J. KELSO	15.105	J. KELSO	17.659	J. KELSO	36.404	M. STAUFFER	36.903	J. KELSO	1:46.182	1:46.373	
2	L. POWER	15.407	L. POWER	17.750	M. STAUFFER	36.449	J. LYTRAS	36.975	M. STAUFFER	1:46.849	1:47.213	
3	M. STAUFFER	15.603	J. LYTRAS	17.893	L. POWER	36.654	J. KELSO	37.014	L. POWER	1:47.160	1:47.422	
4	J. LYTRAS	15.677	M. STAUFFER	17.894	J. LYTRAS	36.919	L. POWER	37.349	J. LYTRAS	1:47.464	1:48.068	
5	H. VOIGHT	15.866	H. VOIGHT	18.463	H. VOIGHT	38.214	H. VOIGHT	38.737	H. VOIGHT	1:51.280	1:51.908	
6	A. GRENFELL	16.595	A. GRENFELL	19.130	A. GRENFELL	38.614	A. GRENFELL	40.000	A. GRENFELL	1:54.339	1:54.744	
7	J. PORT	17.218	J. PORT	19.656	J. PORT	40.039	J. PORT	40.054	J. PORT	1:56.967	1:57.397	
8	J. NODEN	17.641	J. NODEN	20.221	J. NODEN	41.397	J. NODEN	41.182	J. NODEN	2:00.441	2:01.415	

*** Indicative qualifying time - 2:02.329 ***

The results are provisional until the end of the time limit for protests and appeals.


 Chief Time Keeper - Scott Lang


 Clerk of Course - Tom Williams



www.computime.com.au
 COMPUTIME RACE TIMING SYSTEMS PTY LTD

